

X-Dental

Dental X-ray solutions for small animals



Your advantages at a glance

The best solution for every requirement

We offer dental X-ray solutions for new users with just a few examinations per week, as well as for established small animal practices and clinics with a high volume of examinations.

Our dental X-ray solutions are based on a modular concept and consist of an X-ray source and various digital systems. Depending on the focus of your patient – for example cats or large dogs – and the desired working method, you can choose the ideal system for you.

The elements of our modular system can also be easily combined with components already available in the practice.



Simple modular design

Dental X-ray solution and components from a single source:

- The most suitable dental X-ray solution for your needs: Whether a complete X-ray system or individual components
- Adaptable to the specifications of the X-ray room



High image quality

Powerful dental X-ray unit perfectly suited for application in small animal practices and clinics:

- Optimally harmonized components
- Organ programs and image processing especially adapted for veterinary medicine

-R Static Dental HF mobile/wall

The convenient dental X-ray system for small animals

The X-R Static Dental HF X-ray unit is a powerful dental X-ray unit. Because of the tube in front of the radiation exit window, this type of unit is also known as a dental tube unit. With the X-ray unit, you can take the desired dental images quickly and safely.

Thanks to its flexible joints, the X-ray unit can be quickly positioned around the animal and the tube is easily moved into the required position. In addition, the system can be easily adapted to your particular conditions: you can choose between a model for wall mounting and a model on a mobile stand.

- X-ray head can be rotated by 395°
- Veterinary-specific tooth pattern

X-R Static Dental HF mobile



X-R Static Dental HF wall



-CR Dental Reader and X-CR Dental Reader Plus

Image plate scanners for dental X-ray systems

With our image plate scanners, you can optimally extract images from dental X-ray systems. The dental scanners impress with their simple handling and great flexibility.

The special imaging plates are extremely thin and can also be bent to a certain extent. This makes intraoral positioning particularly easy for you as the user and the X-ray image is created quickly. The magnetic feed also makes the process easier for you and optimizes your X-ray workflow.

- X-CR Dental Reader: low space requirement
- X-CR Dental Reader Plus: additional image plate size of 57 mm × 76 mm
- Magnetic fixation of the dental foil on the input tray
- No bending of the foil during the reading process, no contact of the foil by rollers
- Image plates available in various dental formats for different animal species

X-CR Dental Reader

X-CR Dental Reader Plus




The imaging plates

Our digital image plate systems offer the advantage that they can process different sizes of image plates. Assemble the right set of imaging plates for your needs and then always select the appropriate plate size for the respective shot.

Size	Dimensions	X-CR Dental Reader	X-CR Dental Reader Plus
0	22 mm × 31 mm	×	×
1	24 mm × 40 mm	×	×
2	31 mm × 41 mm	×	×
3	27 mm × 54 mm	×	×
4c	48 mm × 54 mm	×	×
4	57 mm × 76 mm		×

Proportions



-DR Dental Sensor S1/S2

For innovative and precise imaging

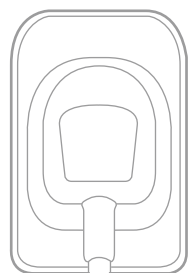
Our X-DR dental sensors are available in two sizes and guarantee optimum resolution. They have an ergonomic design and a flexible cable for positioning. A high-speed USB direct interface enables easy connection to a PC.

- CMOS technology for high-quality X-ray images
- High resolution and high contrast
- Fast workflow without additional readout step
- High protection against water ingress

X-DR Dental Sensor S1



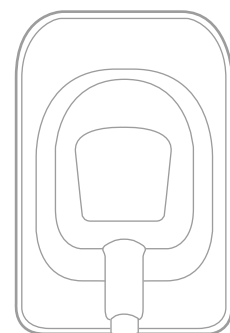
Approx. 25 mm × 38 mm × 5 mm
1,000 px × 1,500 px



X-DR Dental Sensor S2



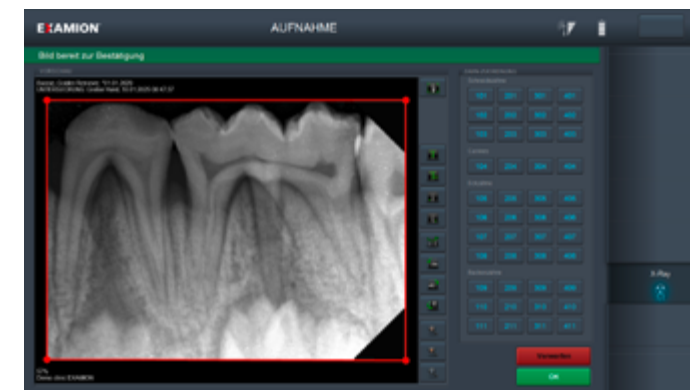
Approx. 31 mm × 45 mm × 5 mm
1,300 px × 1,800 px



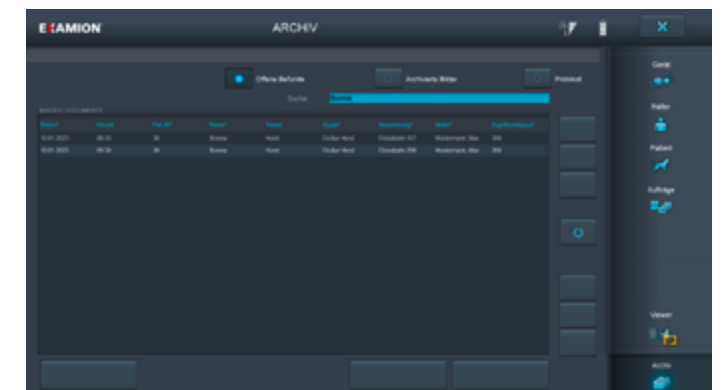
-AQS Software

The intuitive modular software solution

Our universal software platform for radiological image creation and management of all veterinary image data, X-AQS, is also ideal for dental radiographs. The optimally coordinated modules can be adapted to your needs and requirements, and the clear menu structure ensures intuitive handling. The user interface is the same across all modules. X-AQS is a system that grows with you and is constantly being developed further.



Acquisition: Control of DR and CR systems, generators and peripheral devices



PACS: Archiving of all veterinary image data



Viewer: Image processing

EXAMION GmbH

EXAMION is a global provider of specialized solutions for digital radiography in human and veterinary medicine. For more than 35 years, we have been working based on the principle of "everything from a single source". We are available to our customers as a competent partner for planning, installation, and after-sales services.



Our technical and sales advice is tailored to the specific requirements of the customers and the practice premises. Contact our experts for your personalized advice!


EXAMION currently services over 7,000 systems, most of which are stationary X-ray systems installed in medical and veterinary hospitals and practices. Our in-house developed EXAMION X-AQS software empowers the system control, image processing, reporting, and archiving while ensuring efficient workflow. In addition to digital radiography and image processing systems, our product portfolio includes digital mammography.

With more than 150 employees in Germany, our European subsidiaries in Belgium, Poland, Portugal, and Switzerland, and our ever-growing network of service and sales partners, we passionately support our customers throughout Europe and beyond.

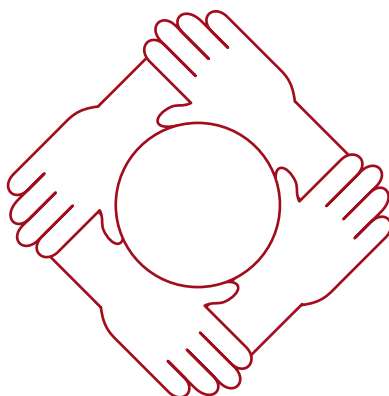
Take advantage of our long-standing experience



X-ray systems



Digital systems



X-ray archives



Services



Contact – your local sales and service partners

EXAMION GmbH

Erich-Herion-Straße 37
70736 Fellbach, Germany

Phone: +49 711 120 002-0
Fax: +49 711 120 002-22
E-mail: vertrieb@examion.com
Web: examion.com



Certified partner of EXAMION